

2024 revised edition

KASUKABE

CRAYON SHINCHAN

STROLLING MAP



GE-SEN CRAYON SHINCHAN

Buri-buri Cinema Studio calling a storm

It exhibits historical movie posters and monuments. A corner where you can take a commemorative photo with the Shinchan family. "Crayon Shinchan World" is fully opened.

📍 Lala Garden Kasukabe 3F,
1-1-1 Minami, Kasukabe City
☎ 048-731-6822
10:00~20:00



A

About a 4-minute walk from Kasukabe Station west exit.

B

About a 4-minute walk from Kasukabe Station west exit.



It is Anime! Saitama Hassin Studio

There are many "Shin-chan's Photo Spot". There is also a drawing corner where you can fully immerse yourself in the world of anime.

📍 Ito-Yokado Kasukabe 3F, 1-13-1 Chuo ☎ 048-763-3111

C

About a 25-minutes from the east exit of Kasukabe Station by bus.

📍 "It is Anime! Saitama Hassin Studio"
Open hours / 9:00~20:00
*It is different from the business hours of store.



Roadside Station "Showa"

There is also a "Crayon Shin-chan's Corner".

📍 995 Kamiyanagi
☎ 048-718-3011 9:00~21:00



7

Spots where you can meet

CRAYON SHINCHAN

Let's come to see me!



D

About a 10-minute walk from Fujino-Ushijima Station.

The 1st Children's Center Angel Dome

A children's hall with a dome-shaped roof. Everyone from "KASUKABE-BOEITAI (Shinchan's friends)" including Shin-chan welcomes you.

📍 371-1 Ushijima, Kasukabe City ☎ 048-755-8190 10:00~18:00



E

On the premises of Tobu Railway, Kasukabe Station.

Kasukabe Station

Inside the station filled with "Shin-chan". The departure melody is the representative song of the anime "Ora wa Ninki-mono".

📍 1-10-1 Kasukabe, Kasukabe City ☎ 048-761-4136



F

About a 3-minute walk from Kasukabe Station east exit.

Kasukabe Information Center Puratto Kasukabe

You can get tourist and event information here. The original reproduction of Shin-chan is also exhibited.

📍 1-3-4 Kasukabe, Kasukabe City ☎ 048-752-9090 9:00~16:30
Closed on Mondays (Weekdays after the following day if Monday is a national holiday)



G

About 13-minutes walk from Kasukabe Station west exit.

Kasukabe City hall

The Nohara family is registered as a special resident in Kasukabe. There is also a "Shin-chan's Corner" in the city hall building.

📍 7-2-1 Chuo, Kasukabe city ☎ 048-736-1111 8:30~17:15
Closed on Saturdays, Sundays, and holidays

Strolling spots in Kasukabe!

A seasonal feature that excites the city



1
About a 10-minute walk from Fuji-no-Ushijima Station.

Cherry trees along Ootoshi-furutonegawa River

Best time to see: Late March to early April (Cherry blossoms: about 1500)

桜
Cherry blossom

Cherry blossom season coloring the riverside pink.



Kasukabe Gigantic Kite Festival

A giant 100-tatami-mat kite flying high in the sky.

Date: May 3rd and 5th



Country selection Intangible folk Cultural property

祭
Festival

5
About 15-minutes from the north exit of Minami-sakurai Station by special direct bus.

2
Approximately 40-minute walk from Minami-sakurai Station. It is close to Michi-no-Eki "Showa".




Cherry trees along Shonai-ryo Akusuiro Waterway.

Best time to see: Late March to early April (Cherry blossoms: about 350)

藤
Wisteria

The season of pale purple color when clusters of flowers swing gracefully.




Wisteria along Fuji Street

One of Japan's largest wisteria trellis with a total length of approximately 1km.

Best time to see: Late April to Early May (Approx. 200 of wisteria)

4
About a 5-minute walk from the west exit of Kasukabe Station.

6
The east exit area of Kasukabe Station.



Kasukabe Summer Festival

Two days to decorate the summer when portable shrines and floats are excitingly dancing in great numbers.


Date: Saturday and Sunday closest to July 13th Executive Committee Secretariat of Kasukabe Summer Festival. (in Kasukabe city tourism association)
☎ 048-812-5304

3
About a 10-minute walk from Fuji-no-Ushijima Station.

Wisteria in Ushijima

An overwhelming 1200-year-old wisteria tree.

Best time to see: Late April to Early May
Contact: 「Toka-en」
786 Ushijima, Kasukabe City
☎ 048-752-2012 08:00~18:00
Opening hours: Late April to Early May



National designated special natural monument

4 inspection tours



7
About 10-minutes from the north exit of Minami-sakurai Station by route bus.

provide by Ministry of Land, Infrastructure, Transport and Tourism Edogawa River Office

The Metropolitan Area Outer Underground Discharge Channel

In addition to the visit to the underground temple "Pressure-Adjusting Water Tank", the shaft and pump room are also opened.

☎ 048-747-0281 (Individual reservations are also available.)



Japan's proud disaster prevention system: giant underground temple.



Kasukabe City website



Tourism association website



Instagram



X (Twitter)

Tourist information



KASUKABE CRAYON SHINCHAN STROLLING MAP



1
About a 10-minute walk from Fuji-no-Ushijima Station.

Strolling spots in Kasukabe!

A seasonal feature that excites the city

桜
Cherry blossom
Cherry blossom season coloring the riverside pink.



祭
Festival



The Metropolitan Area Outer Underground Discharge Channel

In addition to the visit to the underground temple "Pressure-Adjusting Water Tank", the shaft and pump room are also opened.

☎ 048-747-0281
(Individual reservations are also available.)

7
About 10-minutes from the north exit of Minami-sakurai Station by route bus.

Japan's proud disaster prevention system: giant underground temple.

Cherry trees along Ootoshi-furutonegawa River

Best time to see: Late March to early April
(Cherry blossoms: about 1500)



Cherry trees along Shonai-ryo Akusuiro Waterway.

Best time to see: Late March to early April
(Cherry blossoms: about 350)

藤
Wisteria

The season of pale purple color when clusters of flowers swing gracefully.



Wisteria along Fuji Street
One of Japan's largest wisteria trellis with a total length of approximately 1km.

Best time to see: Late April to Early May
(Approx. 200 of wisteria)



6
The east exit area of Kasukabe Station.

Kasukabe Summer Festival
Two days to decorate the summer when portable shrines and floats are excitingly dancing in great numbers.

Date: Saturday and Sunday closest to July 13th
Executive Committee Secretariat of Kasukabe Summer Festival.
(In Kasukabe city tourism association)
☎ 048-812-5304


3 Tourist information

Kasukabe City website | Tourism association website
Instagram | X (Twitter)

Wisteria in Ushijima

An overwhelming 1200-year-old wisteria tree.

Best time to see: Late April to Early May
Contact: 「Toka-en」
786 Ushijima, Kasukabe City
☎ 048-752-2012 08:00-18:00
Opening hours: Late April to Early May



National designated special natural monument

7 Spots where you can meet CRAYON SHINCHAN

A About a 4-minute walk from Kasukabe Station west exit.
☎ 048-731-8822
1-1-1 Mihara, Kasukabe City
10:00-20:00
It exhibits historical movie posters and monuments. A corner where you can take a commemorative photo with the Shinchan family. "Crayon Shinchan World" is fully opened.

B About a 4-minute walk from Kasukabe Station west exit.
It is Anime! Saitama Hassin Studio
There are many "Shin-chan's Photo Spot". There is also a drawing corner where you can fully immerse yourself in the world of anime.
☎ It's Anime! Saitama Hassin Studio
3F, 1-13-1 Chuo ☎ 048-763-3111

C About a 25-minutes from the east exit of Kasukabe Station by bus.
Open hours / 9:00-20:00
It is different from the business hours of store.
☎ It's Anime! Saitama Hassin Studio
3F, 995 Kamiyanagi ☎ 048-718-3011 9:00-21:00
FREE WiFi | Bicycle rental available

D About a 10-minute walk from Fuji-no-Ushijima Station.
A children's hall with a dome-shaped roof. Everyone from "KASUKABE-BOETAI (Shinchan friends)" including Shin-chan welcomes you.
☎ 371-1 Ushijima, Kasukabe City ☎ 048-755-8190 10:00-18:00

E On the premises of Kasukabe Station.
Inside the station filled with "Shin-chan". The departure melody is the representative song of the anime "Ora wa Ninki-mono".
☎ 1-10-1 Kasukabe, Kasukabe City ☎ 048-761-4136

F About a 3-minute walk from Kasukabe Station east exit.
You can get tourist and event information here. The original reproduction of Shin-chan is also exhibited.
Kasukabe Information Center
☎ 048-752-9090 9:00-16:30
Closed on Mondays (Weekdays after the following day if Monday is a national holiday)

G About 13-minutes walk from Kasukabe Station west exit.
The Nohara family is registered as a special resident in Kasukabe. There is also a "Shin-chan's Corner" in the city hall building.
Kasukabe City hall
☎ 7-2-1 Chuo, Kasukabe city ☎ 048-736-1111 8:30-17:15
Closed on Saturdays, Sundays, and holidays

Train access

When using a limited express.

approx. 45min Tokyo/Akasuka/Akihabara
approx. 15min Omiya
approx. 15min Nikko
approx. 30min Honeida Airport
approx. 30min Narita Airport

Welcome to Kasukabe.

Kasukabe City is located in the center of the Kanto Plain and is convenient to access by car, too. Approx. 20 minutes from Watsuki I.C. on Tohoku Expressway, approx. 30 minutes from Sette I.C. on Ken-Expressway. In addition, National Route 16 runs in the east-west direction and National Route 4 and the Bypass of 4 runs in the north-south direction, enabling smooth movement.

It's actually closer!

It is convenient to access by car, too. Approx. 20 minutes from Watsuki I.C. on Tohoku Expressway, approx. 30 minutes from Sette I.C. on Ken-Expressway. In addition, National Route 16 runs in the east-west direction and National Route 4 and the Bypass of 4 runs in the north-south direction, enabling smooth movement.

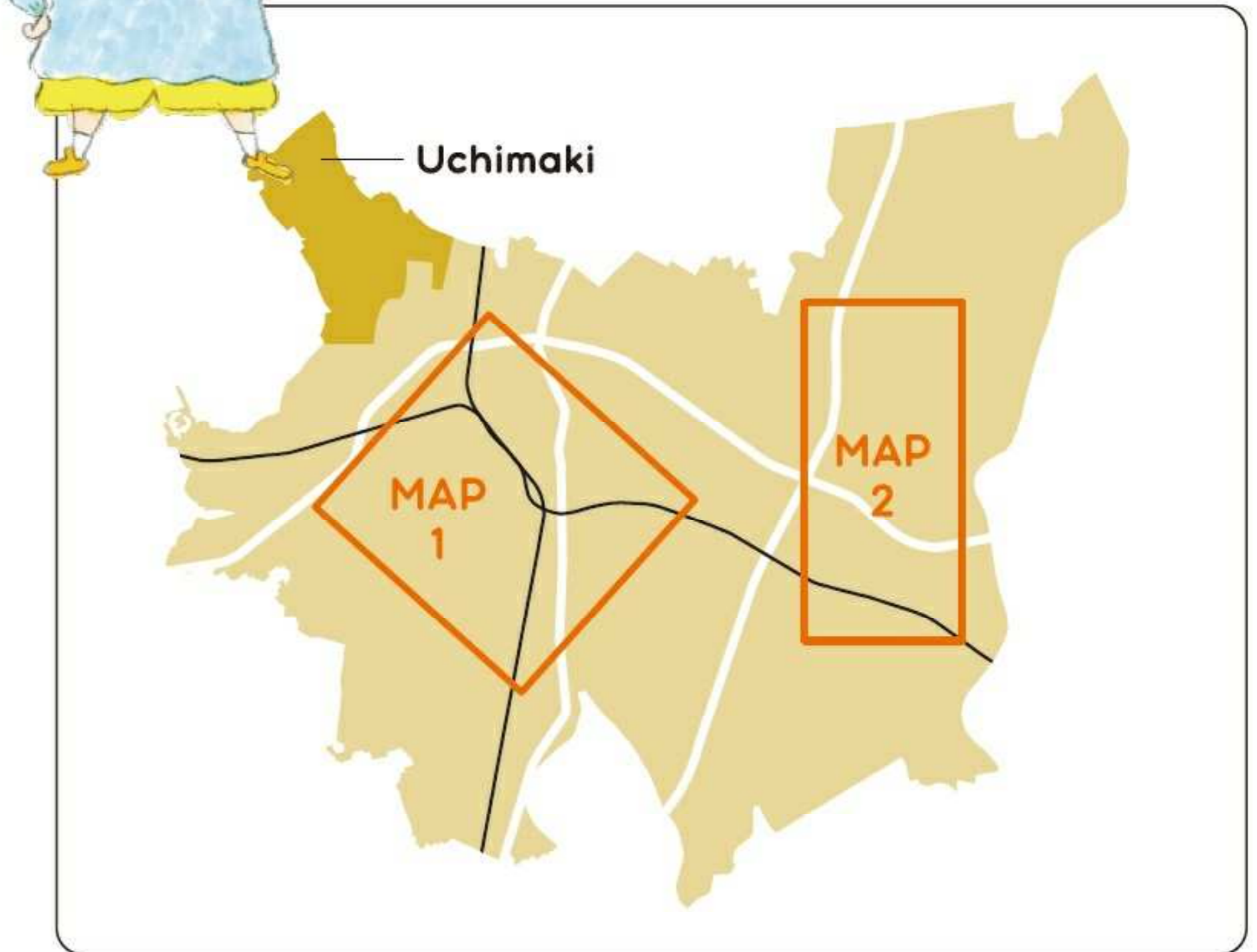
☎ 995 Kamiyanagi ☎ 048-718-3011 9:00-21:00
FREE WiFi | Bicycle rental available

This MAP data can be downloaded from the city's website.

- Japanese
- English
- Korean
- Simplified Chinese
- Traditional Chinese

Kasukabe City Tourism Promotion section
Published by
7-2-1 Chuo, Kasukabe city, Saitama, Japan 344-8577
☎ 048-736-1129
Production cooperates: Futaba publishing company
Illustration: SHIN-EI ANIMATION
© U.F.S.A. A

CRAYON SHINCHAN Spot Map



MAP 1

Pear picking
"Ripe Pears" that is thoroughly ripened on the tree and is known to be sweet and delicious.

Flower garden in front of the Angel Dome
There is a flower garden in Ushijima Furukawa Park, and in summer there are around 24,000 sunflowers of 7 kinds in full bloom. It is full of cosmos flowers in autumn.

Cherry trees along Ootoshi-furutonegawa River

Wisteria of Ushijima

Ushijima Park

Angel Dome

Furutone River

Furutone Park Bridge

Hachiman Bridge

Civic Cultural Center

Kasukabe Odori Main Street

Puratto Kasukabe

Kasukabe Station

School Street

History Museum

Shoes Shop Kuwabara

Tabu Urban Park Line

Tabu SKYTREE Line

Sato Kokonoka-do

RUDIE'S

Ito-Yokado

City Office Street

Lala Garden

Buri-buri Cinema Studio calling a storm

Kasukabe City hall

Yagisaki Station

Fuji Street

Wisteria trellis

Cherry Trees

Bus Stop

Local Museum

Park

Post Office

[Legend]

A ~ G Crayon Shin-chan Spot

1 ~ 7 Kasukabe Strolling Spot

I want you to walk around my town!

MAP 2

Kasukabe Gigantic Kite Festival
The festival is held on May 3rd and 5th every year at the riverbed of the Edogawa River.

Roadside Station "Showa"

City office, Showa General Branch

Showa General Public Park

The Metropolitan Outer Area Underground Discharge Channel, RyuQ-kan
An underground river that flows 50m underground and an underground temple that is 22m underground. The real identity is the world's largest flood prevention facility to protect the city from floods.

Bus Stop North exit

Minami-Sakurai Station

- ### Crayon Shin-chan Goods Shop
- [Kasukabe Station West Exit]**
 - A GE-SEN CRAYON SHINCHAN, Buri-buri Cinema Studio calling a storm**
Lala Garden Kasukabe 3F, 1-1-1 Minami
☎ 048-731-6822
 - B Ito-Yokado Kasukabe**
1-13-1 Chuo ☎ 048-763-3111
 - G Kasukabe City Hall**
7-2-1 Chuo ☎ 048-736-1111
 - I RUDIE'S**
1-11-2 Chuo ☎ 048-763-6996
 - [Kasukabe Station East Exit]**
 - F Puratto Kasukabe**
1-3-4 Kasukabe ☎ 048-752-9090
 - H Shoes Shop Kuwabara**
1-1-6 Kasukabehigashi ☎ 048-754-5848
 - [Other regionst]**
 - C Michino-eki "Showa"**
995 Kamiyanagi ☎ 048-718-3011



Crayon Shin-chan wrapping bus running in the city

It is operated as a city community bus. There are 3 designs in total. "Shin-chan" also appears inside the buses. Bus operation : from Monday to Saturday.

Time Table

Kasukabe City Urban Planning Section ☎ 048-739-6841



This MAP data can be downloaded from the city's website.



- Japanese
- English
- Korean
- Simplified Chinese
- Traditional Chinese



Train access



Published by
Kasukabe City Tourism Promotion section
 7-2-1 Chuo, Kasukabe city, Saitama, Japan 344-8577
 ☎ 048-736-1129

Production cooperates : Futabasha publishing company
 Illustration : xSHIN-EI ANIMATION
 ©U / F · S · A · A

*The information publishing it is a thing as of March, 2024.